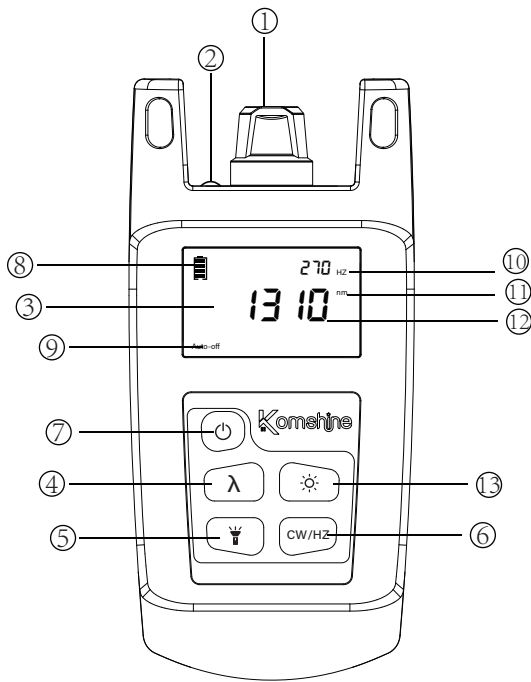


1

External and key function description



- ① OLS interface: laser light source output port
- ② LED lighting: flashlight illumination
- ③ Display: display test results and other information
- ④ Enter key: switch between 2 or 3 different output wavelength tests.
- ⑤ LED key: turn on/off the flashlight
- ⑥ CW/HZ key: switchable carrier frequency 270Hz/ 1kHz/ 2kHz
- ⑦ On/off key: turn on or off the device
- ⑧ Power supply battery
- ⑨ Automatic shutdown
- ⑩ Frequency
- ⑪ Unit
- ⑫ Wavelength
- ⑬ Backlit keys

2

Power-on and power-saving function settings

Auto-off


The equipment will turn on after pressing the "⏻" key. Press this button again for more than two seconds to shut down.

This instrument has power saving function, normal there is no operation for about ten minutes after booting. The device will automatically shut down. If you need a screen Shield this function to keep the equipment working all the time Status, just short press "on" when booting Key, "Auto-off" at the bottom left of the meter display. Disappearing means that the power saving function is cancelled.

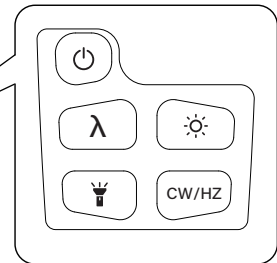


3

Backlight control



When the phone is powered on, press the backlight button to activate the backlight, and press it again to turn off the backlight. Backlight is used to illuminate the instrument display at night or in dark situations.



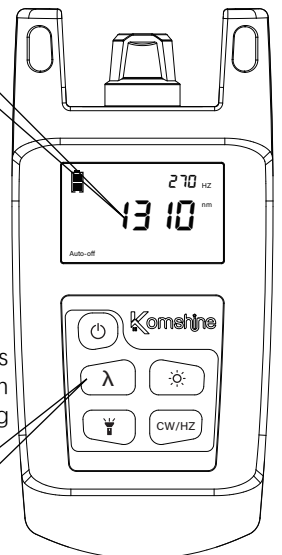
4

Wavelength selection

1310 nm
1550 nm

According to the needs of the project, select the corresponding wavelength to match the optical power meter. After the meter is turned on, press the "output wavelength" key, the output wavelength and length will be switched to the corresponding wavelength in turn, and will be displayed on the display. The laser light source of this series can provide 1310nm and 1550nm dual-wavelength laser output according to demand.

λ



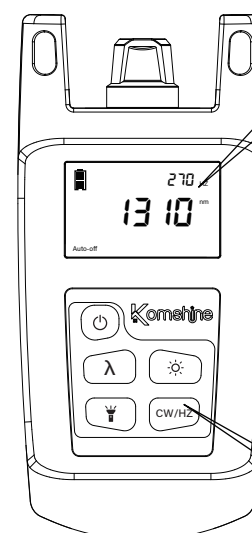
5

Carrier output

270 HZ 1000 HZ
2000 HZ

In the actual project, it is necessary to load the audio carrier in the optical signal to identify the optical fiber. The equipment contains three carrier frequencies, which are 270Hz, 1KHz, and 2KHz. After pressing the "modulated carrier" key, the equipment will load different carriers in sequence, and the display will be displayed at the same time. The current carrier frequency will be displayed on the screen.


CW/HZ



6 LED function description



Press the "illumination" button to turn on the LED lighting, which is convenient for construction and operation in a dark environment.




7 Products introduction

KLS-25m stable light source, which is characterized by output optical power, wavelength and spectrum. The width is stable and the range of change is small. While the appearance is upgraded, LED lighting is added. Provide 1310nm and 1550nm dual-wavelength laser output, mainly used for FTTX network. And fiber optic testing. When combined with an optical power meter, it is used to measure optical power and end-to-end optical loss.

8 product features

- 2.5mm universal interface
- Output power -5dBm
- Wavelength 850/1300nm, 1310/1550nm, 1310/1490/1550nm
- Anti-falling 2m
- Low voltage function display
- Waterproof keys suitable for various outdoor environments
- Silicone case protection design
- Equipped with LED lights to facilitate work in dark environments



9 Products specification

Wavelength (nm)	850/1300nm 1310/1550nm 1310/1490/1550nm
Output Power	-5dBm
Optical connector	2.5mm universal (1.25mm LC optional)
Power supply	Alkaline batteries (2 AAA 1.5V batteries)
Stable output	±0.05dB/15mins; ±0.1dB/ 8 hours
Modulation frequency	CW, 270Hz, 1KHz, 2KHz
volume and weight	130x65x35mm / 180g

Use environment

- Operating environment altitude: areas below 2000m above sea level

10 Tips

Please read all instructions and warnings before using this product. Irregular use will cause. It will damage the product or personal safety.

- 1) Do not store this product in high temperature, strong light and strong magnetic field environment, do not put it in other harsh environments such as fire sources.
- 2) Improper use of the product may easily cause the product itself or may endanger personal property safety.
- 3) If the consumer violates the product manual and improper use, the personal and financial property damages will bear all consequences, and the company will not bear any legal responsibility.
- 4) Non-professionals are strictly forbidden to decompose this product.
- 5) Avoid using electrical appliances or loads that exceed the output current of this product (the circuit will protect Protection, no output).
- 6) Avoid strong physical effects, including knocking, throwing, trampling, squeezing, etc.

Standard kit

- Packing carton, stable light source, certificate, instruction manual

Contact us:

KOMSHINE TECHNOLOGIES LIMITED
Tel : +86 17366186481
Email : info@komshine.com
Add: 2F Bldg, D Qinheng Tech. Pk. Nanjing, JS, 210001, China.
Website : www.KomShine.com

